

How to apply for KVPY?

Candidates applying for KVPY Fellowship Exam are required to apply only through the KVPY website: <http://www.kvpy.iisc.ernet.in/>. No other means/mode of application will be accepted.

Before proceeding to filling up the Online Application, the candidates should have scanned image of their (a) Photograph and (b) Signature(c) Caste / Disability certificate as applicable, in CD/DVD/Pen drive as per their convenience. These documents will be required for uploading and submission of your Online Application.

A valid **E-mail** and **Mobile Number** is mandatory for the registration of your Online Application. This **E-Mail and Mobile number should be kept active till the declaration of results**. KVPY will send important information with regard to your application and examination on this registered E-Mail/Mobile number.

After receiving your User ID and Password on mail you will not be able to edit certain fields of the Online Application. Candidates are hence requested to fill in the online application form with the utmost care as no correspondence regarding change of details will be entertained.

IMPORTANT STEPS TO BE FOLLOWED TO FILL THE ONLINE APPLICATION:

Step 1: Candidates are first required to go to the KVPY website <http://www.kvpy.iisc.ernet.in/> where you will find the following links

- **Online Application for KVPY 2015-** Candidates can click on this Link to apply for the entrance exam by filling up the online application.
- **Eligibility-** Candidates can check their eligibility for the various streams offered at KVPY through this link
- **Important Dates-** Candidates can check the Exam dates and other important dates.

Step 2: Make a note of the eligibility criteria and important dates. Click on the link "**Online Application for KVPY 2015**". You will be directed to the Login Page.

Step 3: If you are a first time user, you will have to first register by clicking on the link provided for registration.



The Kishore Vaigyanik Protsahan Yojana - 2015

Funded by the Department of Science and Technology,
Government of India and implemented by the Indian Institute of Science, Bangalore- 560 012

Candidate Login

Login to Fill/Submit/View Application Form


User Id

Password

Note: If you do not have Login details please [click here](#) for registration

Version 10.00.01

Complete your registration by filling in your Name, Email id and Mobile number.



The Kishore Vaigyanik Protsahan Yojana - 2015

Funded by the Department of Science and Technology,
Government of India and implemented by the Indian Institute of Science, Bangalore- 560 012

Registration Form

Note: Kindly use Internet Explorer(version 7 to 11) or Mozilla Firefox(14 to 34) or Google Chrome(20 to 36) to fill the Application Form.
Please use valid Email ID and Mobile number (only 10 digits without any prefix) as you will receive important communication on those contact details.
Please fill the details below and submit the form to receive the user id and password through Mail and Mobile No that you will provide.
After receiving User id and password you have to re-login to fill the application form and to print the same for your records.

Registration Form

* Name of the Candidate
(Fill in exactly as in 10th Standard Marks Card)

* Date of Birth
(Enter your date of birth as it appears in your 10th STD certificate)

* Presently studying in class

Eligibility: In case of Class 11th then you are eligible for SA, In case of Class 12th then you are eligible for SX and In case of 1st Year UG Program (B.Sc./B.S./B.Stat./B.Math./Int. M.Sc./M.S.) then you are eligible for SB

* Your Stream is

* Mobile Number
(Important communication will be sent to this Mobile Number, ensure valid and correct information is provided)

* Confirm Mobile Number

* Email Address
(Important communication will be sent to this E mail id, ensure valid and correct information is provided)

* Confirm Email Address

* Nationality
(Only Indian Nationals are eligible to apply)

Please enter the letters displayed in the image below.
If the image is not clear, click on "Can't read the text? Get a new image"



Declaration

I understand that on completion of Registration Process I will receive a Valid User Id and Password for completing my application process.

On successful registration, you will receive your User ID and Password on your registered Email and Mobile No.

Please note that it may take up to 15 minutes for receiving your User ID and Password.

Please Note: Subsequent to receiving your User ID and Password, you will not be able to edit your Name, Email and Mobile Number. In Case you need to change these fields then you will have to repeat Step 1 to 3 and obtain a new User ID and Password.

Step 4: If you have received your User ID and Password, login from the candidate login Page using your Candidate ID and Password.

The Kishore Vaigyanik Protsahan Yojana - 2015
Funded by the Department of Science and Technology,
Government of India and implemented by the Indian Institute of Science, Bangalore- 560 012

Candidate Login

Login to Fill/Submit/View Application Form

User Id

Password

Note: If you do not have Login details please [click here for registration](#)

Version 10.00.01

After logging in with your Candidate ID and Password you can:

- **View** your partially filled application form ,
- **Edit** your application information (except some fields) by clicking on the **“Edit”** button, and
- **Upload** the mandatory documents like scanned photograph, signature and Caste / Disability certificate as applicable.

Fillyour (a) Personal Details (b) Academic details and (c) Upload & Exam Preference.

Notes, Instructions and Important Links will guide you to fill the application accurately. Please read them carefully.

Enter Personal Details, Academic Details, Upload & Exam Preference and Payment & Declaration

Ensure to Refer Eligibility Criteria before Filling the Details are correct

Note: Kindly use Internet Explorer (version 7 to 11) or Firefox. Fill in the details and click on Save and Continue to go to the next page. Press F5 or Ctrl+T to Refresh the Page. Press F11 to Toggle Full Screen. Press Esc to Exit Full Screen. Press Tab to Move to Next Field. Press Tab Key.

1 Personal Details 2 Academic Details 3 Upload & Exam Preference

Stream Applied for

Step 5: After filling in all your mandatory details, click on “Preview Application” to view your filled application and verify the details entered by you.

This is also one last chance for you to edit the information in your application except your Name, Email and Mobile Number.

Declaration

- I understand that the Application fees once paid will not be refunded under any circumstances.
- I hereby declare that the information given above is true and correct to the best of my knowledge and will produce all certificates in original at the time of interview relevant to my claims made in the application. I shall not claim for admission in the event of failure to produce the relevant original certificates.
- I shall abide by the Rules and Regulations of the **KVPY**.

Preview Application Submit

Version 10.00.01

Click on Preview Application to view the Details filled by you

Click on Submit to complete the application. You should do this **only** after checking the Preview

Click on the “Submit” button to complete your application.


Payment of application fees:

Now Re-login using the User ID and Password that was sent at the time of registration. You will see a preview of your application. **At the top right hand corner, there will be an EDIT button. Click on this to do the online or challan payment.**

The application fee for KVPY-2015 are as follows:

For General Category/OBC: Rs. 1000+KVAT @ 5.5%=Rs. 1055

For SC/ST/PWD: Rs. 500+KVAT @ 5.5%= Rs. 528



The Kishore Vaigyanik Protsahan Yojana - 2015

Funded by the Department of Science and Technology,
Government of India and implemented by the Indian Institute of Science, Bangalore- 560 012

Application Form

Note: Kindly use Internet Explorer(version 7 to 11) or Mozilla Firefox(14 to 34) or Google Chrome(20 to 36) to fill the Application Form.
Fill in the details and click on Save and Continue to proceed. Use Mouse to move between fields for entry of data instead of using Tab Key.

4 **Payment & Declaration**


Note: For the KVPY Test 2015, namely Online Payment and Offline (Challan Based) Payment.

Choice

Online payment [Credit Card/ Debit Card/ NetBanking]

Offline payment

Note: In Case of Offline payment- Please download the challan after submitting the form and visit the nearest SBI bank branch to complete the payment.
After the payment has been made, please login again and upload scanned copy of challan and fill in the journal details.



Type the text shown in the image above.
Enter 7 characters. No spaces.
No special characters.No UPPER CASE.

Get New Image? Help

Declaration

- I understand that the Application fees once paid will not be refunded under any circumstances.
- I hereby declare that the information given above is true and correct to the best of my knowledge and belief. I further declare to certificates in original at the time of interview relevant to my claims made in the application. I also agree to forfeit my claim to in the event of failure to produce the relevant original certificates.
- I shall abide by the Rules and Regulations of the **KVPY**.

Preview ApplicationSubmit

Select Online or Offline Payment

Point No 7. After payment either Online or Offline click on Submit

6

Step 6: If you choose to pay the exam fees Online, you can pay your fees either through Internet Banking, Credit card or Debit card.

If you choose to pay the exam fees through Challan, you will have to take a print out of Challan and make a payment in any **SBI Branch** before 29th August 2015. After the payment is complete candidates **must re-login to upload a scanned copy of the duly filled challan** and Bank details. Your application will **not** be complete without uploading the challan.

Step 7: After completion of your payment either through online or challan click on the "Submit" button, to complete the payment process, You will get a message on top of the Application Form as "Your Application is on Scrutiny".

Step 8: The Scrutiny of your application will take at least TWO working days from the time you successfully submitted your application. Candidates are advised to go to the login page again (after at least TWO days) to check the status of their application. If you get a message on top of your application which says "Your application is successfully submitted" you may take a print out of the same for your records.

Please do NOT send a copy of your application or challan to the KVPY office

NOTE :

1. PLEASE FILL YOUR APPLICATION WITH UTMOST CARE.
2. TAKE CARE TO UPLOAD THE RIGHT DOCUMENTS, PHOTOGRAPH AND SIGNATURE.
3. IF YOU UPLOAD WRONG DOCUMENTS OR WRONGLY UPLOAD DOCUMENTS IN WRONG PLACE; Ex: Photo in place of signature or signature in place of photo THEN YOU WILL HAVE TO RE-APPLY YOUR ONLINE APPLICATION AGAIN.